

PAPERCHASE WEB ASSISTANT

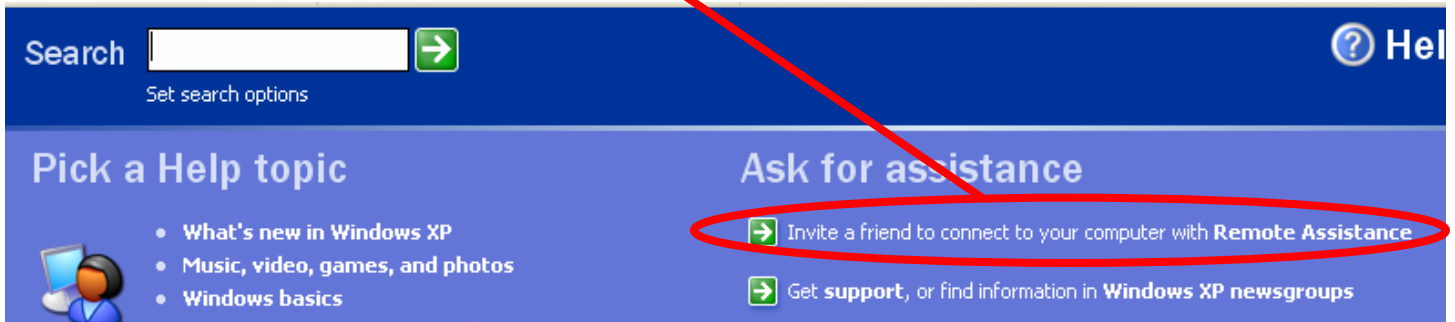
"HOW TO GUIDE" BY PAPERCHASE BUSINESS SERVICES



**** ONLY AVAILABLE IF YOU USE WINDOWS XP & MICROSOFT OUTLOOK ****

FROM THE DESKTOP CLICK "START" AT THE BOTTOM LEFT OF THE SCREEN.

SELECT  FROM THE SUBMENU

SELECT "INVITE A FRIEND TO CONNECT TO YOUR COMPUTER WITH REMOTE ASSISTANCE"





Search  Set search options  Hel

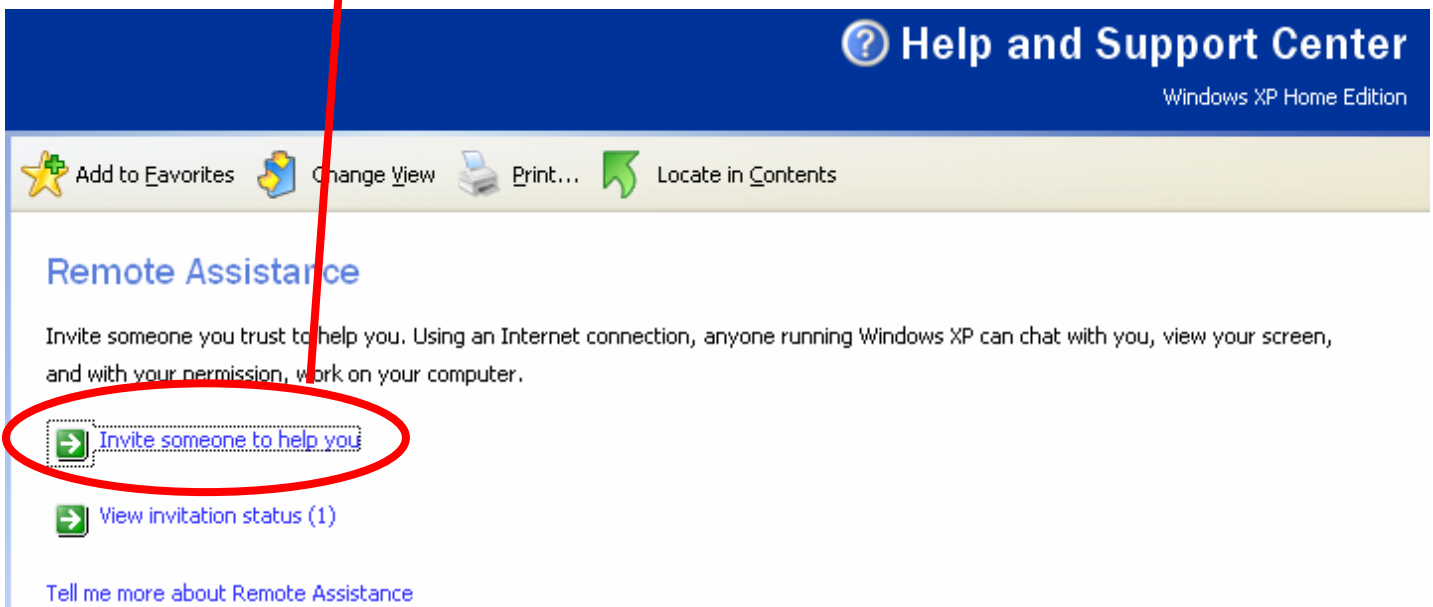
Pick a Help topic


- What's new in Windows XP
- Music, video, games, and photos
- Windows basics





Ask for assistance

-  Invite a friend to connect to your computer with **Remote Assistance**
-  Get **support**, or find information in **Windows XP newsgroups**

SELECT "INVITE SOMEONE TO HELP YOU"





 **Help and Support Center**
Windows XP Home Edition

 Add to Favorites  Change View  Print...  Locate in Contents

Remote Assistance

Invite someone you trust to help you. Using an Internet connection, anyone running Windows XP can chat with you, view your screen, and with your permission, work on your computer.

-  [Invite someone to help you](#)
-  [View invitation status \(1\)](#)

[Tell me more about Remote Assistance](#)

TYPE IN SUPPORT@CMMT.CO.UK IN THE "USE EMAIL" BOX

or use e-mail



 Microsoft Outlook

Type an e-mail address:

  Address Book

 Invite this person

NOW TELEPHONE 01435 813359 AND WE WILL TALK YOU THROUGH THE LAST STEPS